



**Ice Machine Parts List for
Series J0250 Models**

JR0250A

JD0253W

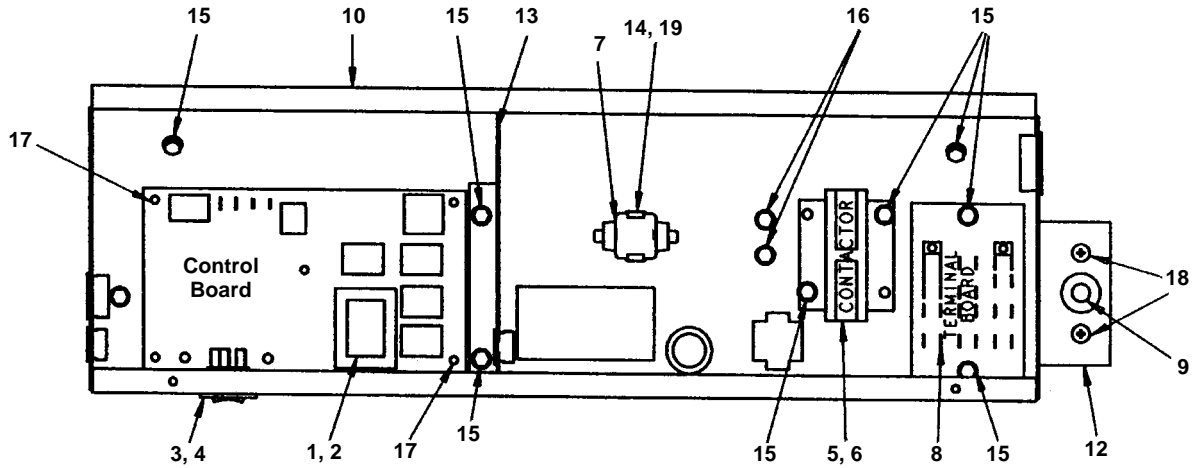
JR0251W

JY0254A

JD0252A

JY0255W

J0250 CONTROL BOX

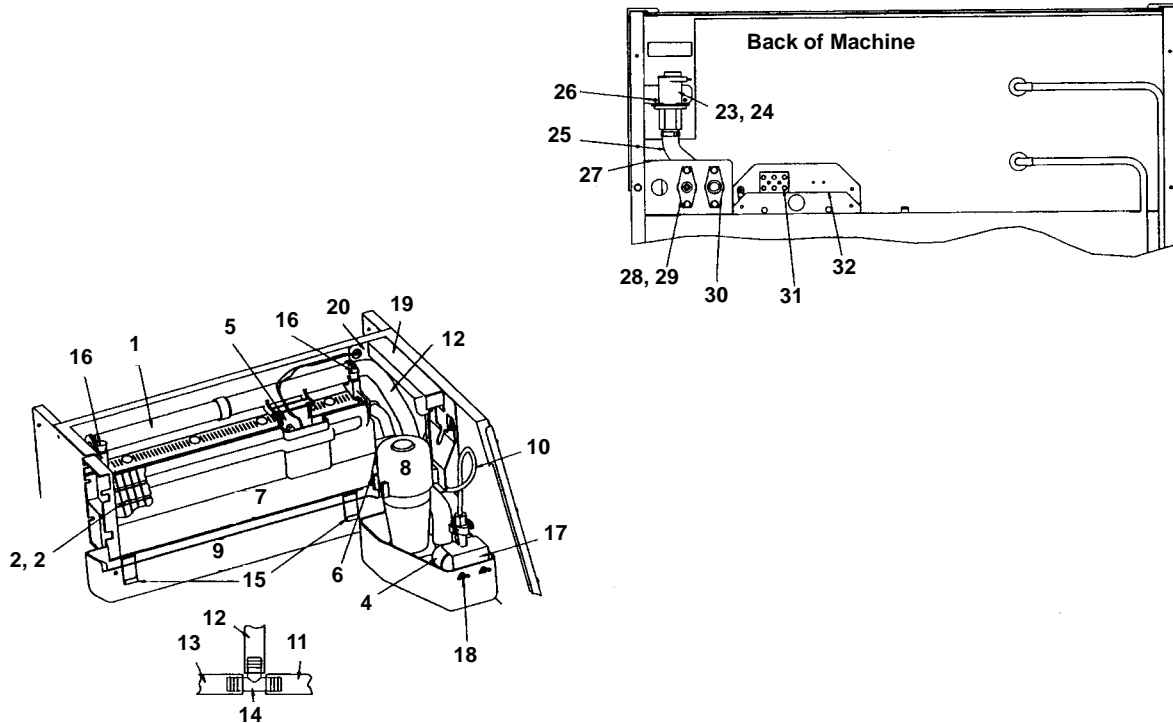


DESCRIPTION

	PART NO.
1 Control Board (For use with all voltages)	† 76-2782-3
2 Fuses-mounted On Control Board (If Applicable)	
a. 7 Amp	25-1100-3
b. .125 Amp 60 Hz Mini Fuse	† 25-1116-9
c. .1 Amp 50 Hz Mini Fuse	25-1105-3
3 Switch (Ice/Off/Clean) with Harness	20-3217-3
4 Switch Only (Ice/Off/Clean)	23-0134-3
5 Contactor for 115V Units	† 20-0658-9
6 Contactor for 230V Units	† 20-0659-9
7 P.T.C.R. Motor Starter	85-0500-3
8 Terminal Board With Wiring Harness, 60 Hz	20-3218-3
9 High Pressure Cut-out	† 23-5536-9
10 Control Box	602028-1
11 Control Box Cover (Not shown)	600733-1
12 Bracket for High Pressure Control	627701-4
13 Control Box Shield	600734-1
14 Bracket for P.T.C.R.	85-0502-3
15 Screw, #10-24 x .50	† 52-0206-9
16 Screw, #10-24 x .50, Ground	† 52-0216-9
17 Support for Control Board	43-0225-3
18 Screw, #8 x 3/4	† 51-2166-9
19 Screw, #6-32 x 3/8	† 51-2167-9

† Refer to Cross Reference Guide

J0250 EVAPORATOR COMPARTMENT



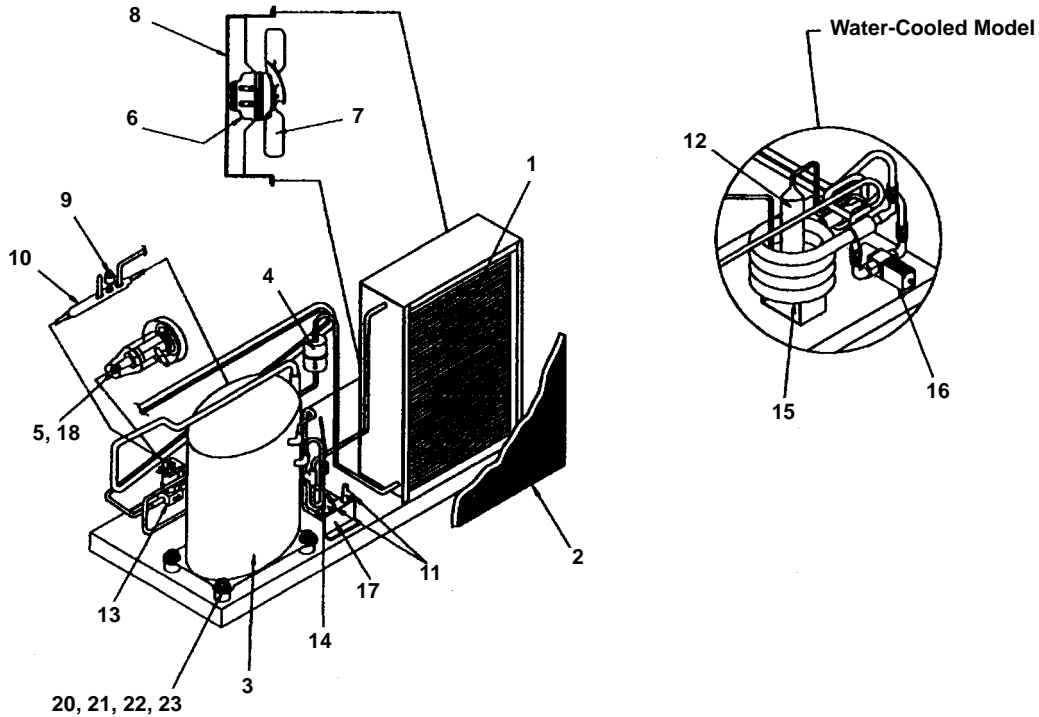
1382

DESCRIPTION

	PART NO.
1 Distribution Tube Assembly	† 76-2498-3
2 Evaporator, Regular Cube	† 76-2585-9
2 Evaporator, Dice Cube	† 76-2584-9
2 Evaporator, 1/2 Dice Cube	† 76-2658-9
3 Evaporator Gasket/Top Molding Assembly	76-2621-3
4 Float Valve Assembly	† 83-6904-9
5 Ice Thickness Control	† 76-2781-3
6 Magnetic Bin Switch	† 23-0148-3
7 Water Curtain	40-0478-3
a. Water Curtain Hanger	76-2776-3
b. Water Curtain Magnet and Clip	† 76-2802-3
8 Water Pump, 115V	† 76-2306-3
8 Water Pump, 230V	† 76-2601-3
9 Water Trough	† 76-2648-3
10 Water Inlet Tubing	44-2029-1
11 Vinyl Tube to Dump Valve	† 44-2038-3
12 Molded Discharge Tube	44-2096-3
13 Molded Reducer Elbow	† 44-2101-3
14 Barbed Tee	83-9103-3
15 Water Trough Bracket	601107-1
16 Thumbscrew	† 50-0001-3
17 Bracket for Float Valve	00000136
18 Wing Nuts	† 54-8913-9
19 Channel, Pump Cord	600796-1
20 Shield, Liner	600797-1
21 Female Water Pump Lead (Not shown)	20-7779-3
22 Dump Valve Rebuild Kit	No Longer Available
23 Dump Valve Solenoid, 115V	000001767
24 Dump Valve Solenoid, 230V	000001768
25 Vinyl Tube, Molded	44-2100-3
26 Bracket For Dump Valve	626031-4
27 Bracket For Water Fittings	600762-1
28 Adapter, Water Inlet, Brass	† 87-0609-3
29 Water Inlet Union, White Plastic	13-6096-1
30 Adapter, Water Outlet, Brass	17-0602-1
31 Terminal Block, 230V	25-1103-3
32 Bracket For Terminal Block	600850-1
33 Water Curtain Hanger And Retainer	76-2776-3

† Refer to Cross Reference Guide

J0250 COMPRESSOR COMPARTMENT



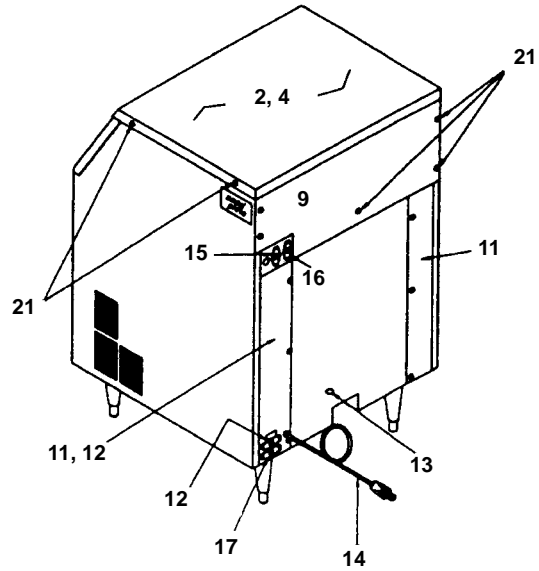
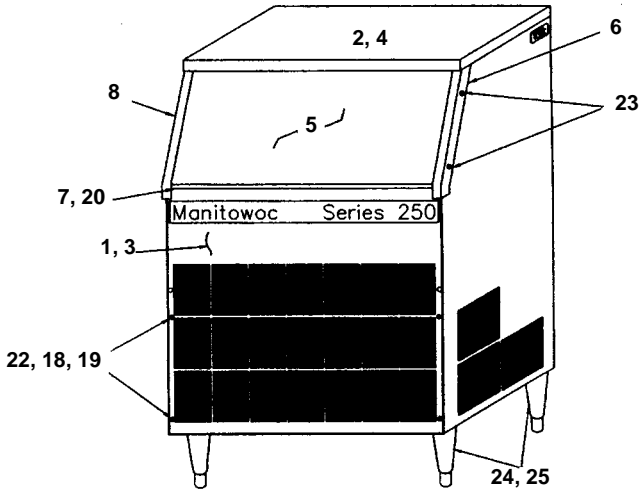
1383

DESCRIPTION

	PART NO.
1 Air Condenser	88-5093-3
2 Air Filter, EZK	40-4010-3
3 Compressor, 115V/60 Hz	† 76-2752-3
a. Overload for Compressor 76-2752-3	85-0541-3
3 Compressor, 230V/50 Hz	† 76-2753-3
3 Compressor, 230V/60 Hz	† 76-2754-3
b. Overload for Compressor 76-2754-3	85-0542-3
4 Drier	† 89-3025-9
5 Expansion Valve	† 76-2583-3
6 Fan Motor, 115V	† 24-1281-3
6 Fan Motor, 230V	† 24-1282-3
7 Fan Blade	24-1622-3
8 Fan Motor Bracket	688781-4
9 Fan Cycling Control	† 20-0126-3
10 Manifold Strainer	83-1016-3
11 Process Valve	† 83-7310-9
12 Receiver	12-0003-1
13 Hot Gas Solenoid Valve, 115V 60 Hz (Danfoss)	† 76-3001-1
13 Hot Gas Solenoid Valve, 208/230V 50/60 Hz (Danfoss)	† 76-3007-1
14 Thermistor	23-5116-3
15 Water Condenser	† 88-6531-3
16 Water Regulating Valve	83-7210-3
17 Bracket for Valve Mounting	† 601202-1
18 Neoprene TXV Boot	40-0721-3
19 Neoprene Bulb Boot (Not shown)	40-0720-3
20 Rubber Grommet	† 85-0306-9
21 Sleeve	† 85-0394-9
22 Flatwasher	† 55-7309-9
23 Hex Nut	† 54-3002-9

† Refer to Cross Reference Guide

J0250 PANELS



1384

FAWN

	PART NO.
1 Front Panel Assembly	76-2581-3
2 Top Cover	600709-1

STAINLESS STEEL

3 Front Panel Assembly	76-2582-3
4 Top Cover	600709-2

COMMON

5 Bin Door	45-0010-3
6 RH Door Glide	43-0255-3
7 Trim, Door Opening	600735-1
8 LH Door Glide	43-0254-3
9 Top Back Panel, 115V	600823-1
10 Back Panel, 230V	600388-1
11 Cover, Channel	600761-1
12 Cover, Water Fittings	600822-1
13 Bin Drain Seal	76-2322-3
14 Power Cord	20-3067-3
15 Water Inlet Adapter	† 87-0609-3
16 Water Outlet Adapter	17-0602-1
17 Water Condenser Adapter	87-0610-3
18 Screw, #8-32 x 1/2 Phil	† 50-2624-9
19 Cagenut for Front Panel Screw	† 54-2910-9
20 Screw, #8-15 x .50	† 51-2164-9
21 Screw, #10-24 x 1/2	† 52-0206-9
22 Washer, Flat Nylon	† 55-7338-9
23 Screw, #10-24 x .50	† 52-0209-9
24 Legs – for Fawn Machine	33-0249-4
25 Legs – Stainless Steel Machine	33-0251-3

† Refer to Cross Reference Guide

INTENTIONALLY LEFT BLANK